

Mini Tank



CONDENSATE REMOVAL PUMP

The new and improved Mini Tank pump can be wall mounted, floor mounted, in-pan or suspended on M8 / M10 rod. Using piston technology this is a compact, powerful and multi functional tank pump.



35L/h max. flow



15m max. rec. head
(flow rate 10L/h)

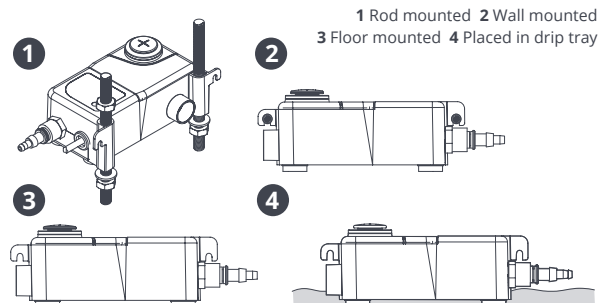
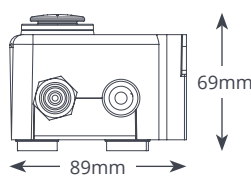
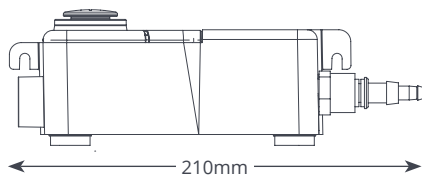
Key Features

- Four ways to install
- Compact & discreet
- Can be located in drain pan
- Easy maintenance

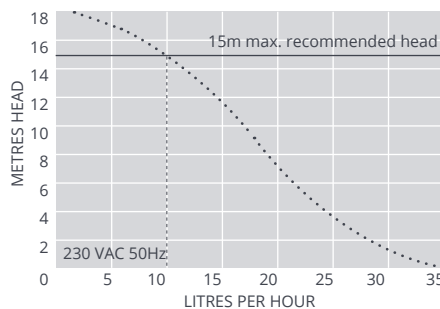
Suitability

- Up to 46kW (157,000 Btu/h)
- Ducted units; Cassette units
- **Perfect for...** Installation versatility

0.57
kg



@ 230 VAC 50Hz	
Max. flow	35L/h @ 0m head
Max. rec. head	15m
Tank capacity	0.24L
dB(A) @ 1m	35dB(A)
Power supply	230 VAC, 50-60Hz, 0.1A
Rated	Non continuous
Class	II □
Max. unit output	46kW (157,000 Btu/h)
Max. water temp	40°C (104°F)
Inlets	x2 22mm, 12mm, 27mm
Outlets	6mm & 10mm
IP Protection	IP65
Safety switch	3.0A Normally closed
Thermal protection	✓
Fully potted	✓
Self priming	n/a



OPTIONS	
Mini Tank	FP1056/2

SUGGESTED XTRA ACCESSORIES		
Description		Part No.
Tank pump connector 16mm-21mm		FP2011
Tube To Soil Stack Adaptor		FP2038
Vinyl Tube Braided 1/4" (6mm)		AX5100

Visit aspenpumps.com for more installation accessories.

IN THE BOX
Mini Tank pump (including hard wired 1m power cable) • x2 Rubber adaptors (21.5mm & 31mm) • Anti siphon device • Fixing kit • Install manual

Download manual at aspenpumps.com

Watch installation video at aspenpumps.com